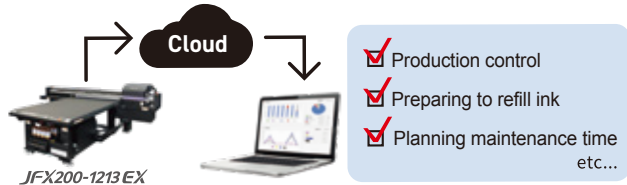


The operating status/conditions of the printer and the amounts of inks used can be monitored remotely. PICT allows you to do other work during printing, helping you to perform operations in a planned manner.

You can also schedule maintenance and preparation for ink refilling in advance.



Expand capability in the combination with our cutting machines and expand its potential.

You can select an appropriate one from 4 sizes in line-up for space and application choice.

CF2 Series
CF2-T/TF/RT/TD/RC



Wide range of size and head types are available, as well as customization. We can also customize the machines. Please contact local Mimaki sales office or dealers for more details.

CF2-1218	CF2-1215	CF2-0912	CF2-0907
1,800mm x 1,200mm	1,500mm x 1,200mm	900mm x 1,200mm	900mm x 700mm

■ Specifications

Item	Specifications
JFX200-1213 EX	
Head	On-demand piezo head (3 staggered print heads)
Print resolution	300 dpi, 450 dpi, 600 dpi, 900 dpi, 1,200 dpi
Ink	Type/Color
	Capacity ¹
	Ink circulation system ²
Max. Printable area (W x D)	1,270 mm x 1,300 mm
Media	Size (W x D)
	Height
	Weight
Media suction	Vacuum suction + foot switch
Suction areas	2 partition (X direction)
UV method	LED-UV
Interface	USB, Ethernet
Applicable standards	VCCI class A, CE mark, CB report, U.S. safety standard UL (UL62368-1), RoHS Directive, FCC Class A, Machinery Directive, EAC, RCM
Power	Single-phase AC200 to 240 V, 50/60 Hz, 12 A or lower
Power consumption	2.88 kVA
Operating environment	Temperature
	Humidity
	Optimal temperature
	Temperature gradient
	Dust
Assembled dimensions (WxDxH)	3,142 mm x 2,320 mm x 1,235 mm
Weight	550 kg

■ Optional Accessories

Item No.	Item	Remarks
OPT-J0348	Optional blower Connector Kit	Necessary kit for connecting an optional vacuum unit
OPT-J0216	Vacuum unit (φ3 mm x 200 mm (φ 0.1 in. x 7.9 in.))	Three-phase, 200 V-240 V, 30 A, 3.4 kW
OPT-J0217	Vacuum unit (φ1 mm x 200 mm (φ 0.04 in. x 7.9 in.))	Single-phase, 200 V-240 V, 30 A, 1.9 kW
OPT-J0232	Vacuum unit (φ3 mm x 400 mm (φ 0.1 in. x 15.7 in.))	Three-phase, 380 V-480 V, 20 A, 3.4 kW
OPT-J0499	4C+4White ink applying kit	Necessary kit for 4C+4White ink set
OPT-J0513	Lift-Up Block	
OPT-J0569	Ionizer kit	

About Ethernet

- *Please use Category 6 (CAT6) network cables. *Cannot be connected through the router.
- *When printing from ethernet, place the printer and output PC on the same network.
- *When using a switching hub, a 1000BASE-T compatible hub is necessary.
- *Although up to 4 printers can be registered with RasterLink7, printing may stop depending on the network environment.

▲ Inks and substrates:

- *As physical properties of ink (adhesion, weather resistance etc.) are different depending on media, please be sure to have a print test in advance.
- *Depending on the application, primers, other surface treatment or surface protection such as lamination may be necessary.

▲ Safety notice:

- This product is equipped with UV irradiation equipment. Please pay attention to the following notes in order to use safely.
- Do not look directly into the UV light source nor place your hand, or expose your skin directly to the UV light source.
- Depending upon print mode, some VOC emissions from printed parts not yet cured and hardened may occur.
- In addition, please be sure to read and follow the instructions and guidelines of the manual carefully.

●Some of the samples in this catalog are artificial renderings. ●Specifications, design and dimensions stated in this catalog may be subject to change without notice (for technical improvements, etc). The corporate names and merchandise names written on this catalog are the trademark or registered trademark of the respective corporations. ●Inkjet printers print using extremely fine dots, so colors may vary slightly after replacement of the printing heads. Also note that if using multiple printer units, colors could vary slightly from one unit to other unit due to slight individual differences. ●The specifications described in this catalog are as of September 2024.

Mimaki MIMAKI ENGINEERING CO., LTD.
2182-3 Shigeno-Otsu, Tomi-city, Nagano 389-0512, Japan
TEL: +81-268-64-2281

Mimaki Global Network

USA	MIMAKI USA, INC.	Europe	MIMAKI EUROPE B.V.
Brazil	MIMAKI BRASIL COMERCIO E IMPORTACAO LTDA	Indonesia	PT. MIMAKI INDONESIA
India	MIMAKI INDIA PRIVATE LIMITED	Australia	MIMAKI AUSTRALIA PTY. LTD.
Taiwan	MIMAKI ENGINEERING (TAIWAN) CO.,LTD.	China	SHANGHAI MIMAKI TRADING CO.,LTD.
Singapore	MIMAKI SINGAPORE PTE. LTD.	Thailand	MIMAKI (THAILAND) CO.,LTD.
Vietnam	MIMAKI VIETNAM CO., LTD.		

For INDUSTRIAL PRODUCTS

LED-UV Curing Flatbed Inkjet Printer



JFX200-1213 EX

Just In Size



Middle-size flatbed (up to 1270 mm x 1300 mm)

Industry's highest class productivity of up to 25 m²/h


Even faster texture printing

High image quality printing


Single unit, various applications.



Pictograms



Displays



Commercial signage



Braille signs



Information boards



Packages



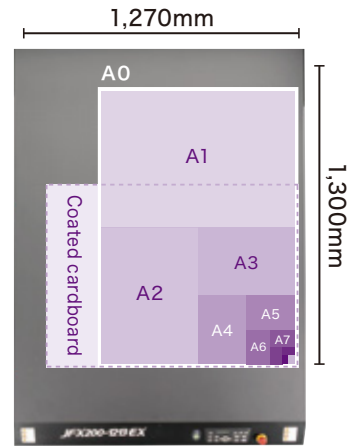
01 Middle-size flatbed (up to 1270 mm x 1300 mm)

Single unit - sign graphics & paper package print capability

30% less than JFX200-2513EX body size.

Even table size supports all the international A size.

- Sign graphics use supports A0 size sign panel
- Paper and package supports standard coated cardboard size.



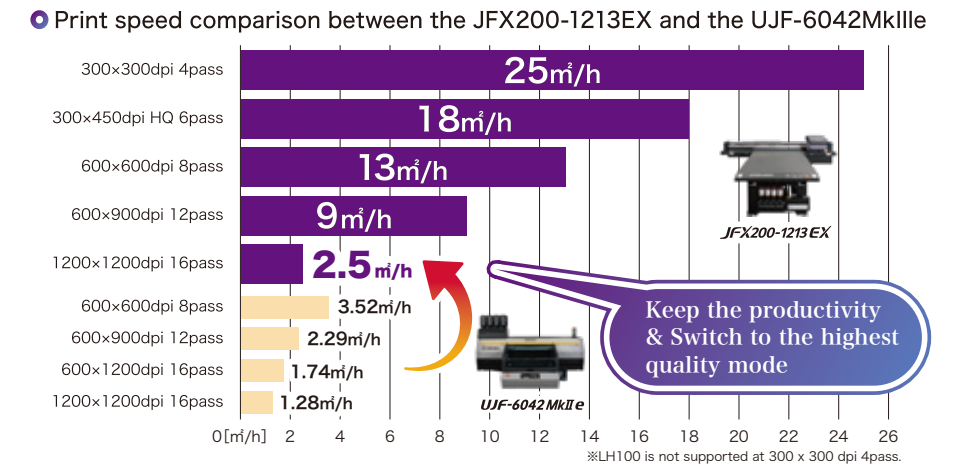
4 Key features



JFX200-1213 EX

02 max. 25m³/h The highest-in-class productivity

Suitable as an upgrade from a desktop UV printer



03 Even faster texture printing

Fast, attractive and easy, added value texture printing

Increased braille printing speed. 2 types expression capability for application requirement.

All of these can be done just with standard design software and RasterLink7. Bring texture design into shape instantly.

High-speed Braille printing that is only possible with Mimaki's flatbed technology



Braille (Standard mode)



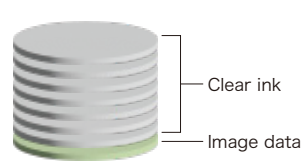
Braille (High-speed mode)



Braille signs

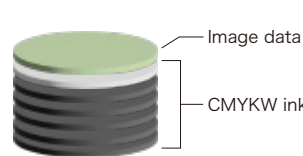
Standard mode

Braille part is constructed by clear ink emboss printing. Transparent braille dots don't interrupt the based graphic design.



High-speed mode

High-speed texture printing by bi-directional printing, utilised for braille and pictograms.




2.5D print that combines texture print and smoother bumps and dips



Automatically generates texture layering data based on graphic data in RasterLink7. Layers UV ink to make bumpy expressions, the thicker the layers are, highlights bumps and dips.

Operator-friendly user interfaces easily accessible from the front



Valve and foot switch for vacuum control

The vacuum area is divided into a front section and a rear section. The valve can be used to switch between them easily depending on the media size. The foot switch allows you to turn vacuum on/off while checking the media location.



Vacuum valve



Foot switch

Ink tank unit

The ink bottles can be accessed from the front side of the printer for replacement and maintenance. This minimizes the pathway to be followed by operators, increasing work efficiency.



Ink tank unit (when pulled out)

04 High image quality printing


Mimaki's advanced imaging technology realizes smooth gradation and high density print.

Fast and high quality production for custom goods, and signage.

Waveform control


By discharging spherical ink droplets directly, depositing of droplets is facilitated and overlapping between dots is reduced, achieving a sharp print quality with low grain.

(Non-spherical discharge)



Gapping or overlapping occurs. The image quality is rough and the edges are blurred.

(Discharged in a nearly true spherical state)




High precision landing is possible. Sharp finish with little grain.


Variable dots

Three different ink dot sizes are used in printing to enable high-quality prints with reduced graininess.

(Fixed Dot Image)



(Variable Dot Image)

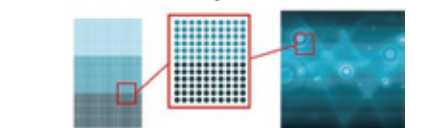


Dots are combined including the minimum size of 5 pl to enable grainless, smooth color printing.


MAPS (Mimaki Advanced Pass System)

Banding (horizontal stripes), uneven color, or glossy streak can be reduced to produce smooth prints by printing pass boundaries fading in gradation.

(Without MAPS (Image))



(With MAPS (Image))



Based on printing conditions such as media/ink type and resolution, the most suitable gradation pattern is automatically selected and printed.

Mimaki's technology for realizing stable operation

Auto maintenance function to shorten downtime

