


Lineup of two print table sizes to match the application and standard substrate size


JFX600-2513 table size
2,500mm x 1,300mm

General-purpose size for sign graphics materials, full-size prints on 4'x8' boards



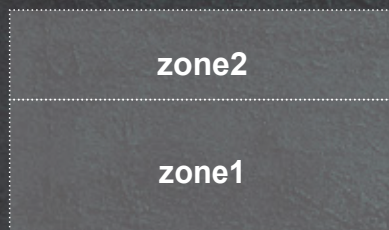
JFX600-2531 table size
2,500mm x 3,100mm

Supports architectural material printing - glass, partitions and plywood



Vacuum table Vacuum area partitioning for efficiency of media sets of various sizes

JFX600-2513



Vacuum zone valves



Foot switch

The vacuum area to hold media is divided into two sections in the X direction of the table, and can be adjusted to the media size you use by opening/closing valves. Besides the operation panel, a foot switch can be used to turn the vacuum on and off.

JFX600-2531



JFX600-2531 supports Toggle Print Function

Two print origin points are set at the front and rear of the print table to minimize printer stand-by time by replacing the media on the rear side of the table while printing is being done on the front side.

Contributes to increase production efficiency. The maximum print size for the Front/Rear side during toggle printing is 2513 (2,500 x 1,300 mm).

FF (Front/Front) Method



FR (Front/Rear) Method



Specifications

Item	JFX600-2513	JFX600-2531	
Head	On-demand piezo head 16 printheads arranged in 4 staggered lines for 4 heads		
Print resolution	600 dpi, 1200 dpi		
Ink	Type	Hard UV-curable ink LH-100	
	Supply system	Flexible UV-curable ink LUS-120/LUS-150/LUS-211 ¹⁾ 1 liter bottle for each ink	
	Ink circulation system	White ink circulation using MCT (Mimaki Circulation Technology) ²⁾	
Maximum printable area (W × D)	Size (W × D)	2,500 × 1,300 mm (98.4 × 51.2")	
	Height	Up to 2,500 × 1,300 mm (98.4 × 51.2")	
	Weight	Up to 2,500 × 3,100 mm (98.4 × 122.0")	
Media absorption	Height	60 mm (2.4") or less	
	Weight	50 kg/m ² (10.2 lb/ft ²) or less (non concentrated load)	
	Media absorption	Blower absorption type + foot switch	
Absorbing area division number	Divided into 2	Divided into 9	
UV unit	LED-UV system		
Interface	Ethernet 10GBASE-T		
Certifications	UL 775 ETL / CE Marking (EMC, Machinery directive, and RoHS) / REACH / EAC	UL 62368 ETL / CE Marking (EMC, Machinery directive, and RoHS) / REACH / RCM / KC / UKCA	
	Power supply	(200-240VAC ±10% 50/60Hz ±1Hz, 24A) × 3	
Power consumption	INLET1-3, each INLET: 4,800W or less		
Operation environment	Temperature	20 - 30 degC (68-86 degF)	
	Humidity	35 to 65% RH (No condensation)	
	Guaranteed accuracy temperature	20 - 25 degC (68-77 degF)	
	Temperature gradient	±10° C/h or less	
	Dust level	0.15mg/m ³ (Equivalent to a general office floor level)	
External dimensions (W × D × H)	Approx. 5,300 × 2,850 × 1,700 mm or less (208.7 × 112.2 × 66.9")	Approx. 5,400 × 5,600 × 1,700 mm or less (212.6 × 220.5 × 66.9")	
	Weight	Approx. 1,200 kg (2,645.5 lb) or less	Approx. 1,500 kg (3,306.9 lb) or less

¹⁾ The stretchability of flexible ink varies depending on the printing material. Please be sure to do a test print beforehand.
²⁾ MCT works only with white ink.

Supplies

Item	Color	Item No.	Remarks
LH-100 GREENGUARD Gold certified ink	Cyan	LH100-C-BA	
	Magenta	LH100-M-BA	
	Yellow	LH100-Y-BA	
	Black	LH100-K-BA	
	Light Cyan	LH100-LC-BA	
	Light Magenta	LH100-LM-BA	
	White	LH100-W-BA	
LUS-120 GREENGUARD Gold certified ink	Cyan	LUS12-C-BA	Ink package: 1L bottle
	Magenta	LUS12-M-BA	
	Yellow	LUS12-Y-BA	
	Black	LUS12-K-BA	
	Light Cyan	LUS12-LC-BA	
	Light Magenta	LUS12-LM-BA	
	White	LUS12-W-BA	
LUS-150 ¹⁾ GREENGUARD Gold certified ink	Cyan	LUS15-C-BA	
	Magenta	LUS15-M-BA	
	Yellow	LUS15-Y-BA	
	Black	LUS15-K-BA	
	Light Cyan	LUS15-LC-BA	
	Light Magenta	LUS15-LM-BA	
	White	LUS15-W-BA	
LUS-211 ²⁾ GREENGUARD Gold certified ink	Cyan	LUS211-C-BA	
	Magenta	LUS211-M-BA	
	Yellow	LUS211-Y-BA	
	Black	LUS211-K-BA	
	White	LUS211-W-BA	
	Clear	LUS211-CL-BA	
	Primer	PR-200 ³⁾	

¹⁾ If you use CL in the LUS-150 ink set, please use the CL of LH-100.
²⁾ LUS-211 ink is available in some regions.
³⁾ The PR-200 is not compatible with LUS-211.

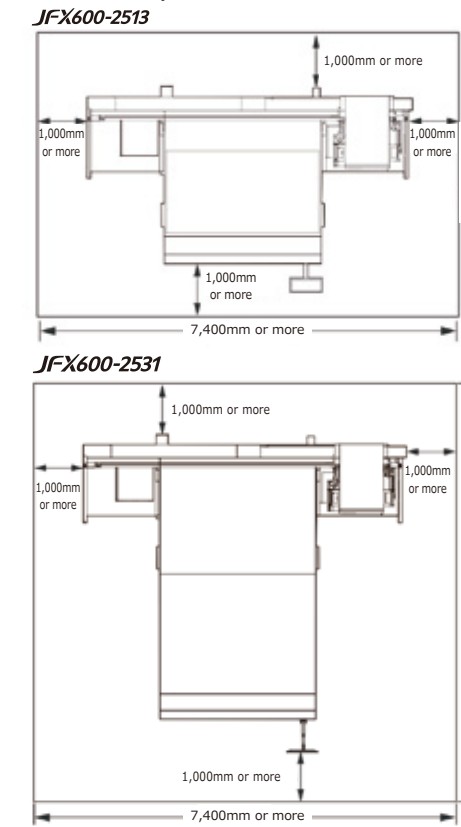
● Some of the samples in this catalog are artificial renderings. ● Specifications, design and dimensions stated in this catalog may be subject to change without notice (for technical improvements, etc.). ● The corporate names and merchandise names written on this catalog are the trademark or registered trademark of the respective corporations. ● Inkjet printers print using extremely fine dots, so colors may vary slightly after replacement of the printing heads. Also note that if using multiple printer units, colors could vary slightly from one unit to other unit due to slight individual differences. ● The specifications described in this catalog are as of February 2025.

Mimaki MIMAKI ENGINEERING CO., LTD.
mimaki.com
2182-3 Shigeno-Otsu, Tomi-city, Nagano 389-0512, Japan
TEL: +81-268-64-2281

Mimaki Global Network

USA	MIMAKI USA, INC.	Europe	MIMAKI EUROPE B.V.
Brazil	MIMAKI BRASIL COMERCIO E IMPORTACAO LTDA	Indonesia	PT. MIMAKI INDONESIA
India	MIMAKI INDIA PRIVATE LIMITED	Australia	MIMAKI AUSTRALIA PTY. LTD.
Taiwan	MIMAKI ENGINEERING (TAIWAN) CO.,LTD.	China	SHANGHAI MIMAKI TRADING CO.,LTD.
Singapore	MIMAKI SINGAPORE PTE. LTD.	Thailand	MIMAKI (THAILAND) CO.,LTD.
Vietnam	MIMAKI VIETNAM CO., LTD.		

Installation space



Options

Item code	Item	Remarks
OPT-J0527	Ionizer kit	Static eliminator kit
OPT-J0216	Vacuum unit (φ3mm×200mm) (φ 0.1 in.×7.9 in.)	Three-phase, 200 V-240 V, 30 A, 3.4kW
OPT-J0217	Vacuum unit (φ1mm×200mm) (φ 0.04 in.×7.9 in.)	Single-phase, 200 V-240 V, 30 A, 1.9kW
OPT-J0232	Vacuum unit (φ3mm×400mm) (φ 0.1 in.×15.7 in.)	Three-phase, 380 V-480 V, 20 A, 3.4kW
OPT-J0348	Optional blower connector kit	Necessary for connecting an optional vacuum unit For JFX600-2513 model
OPT-J0573	3L ink supply option (φ 4 tube)	
OPT-J0570	OP blower unit connection kit	
OPT-J0571	Optional monitor	For JFX600-2531 model

Inks and substrates:

● As physical properties of ink (adhesion, weather resistance etc.) are different depending on media, please be sure to have a print test in advance.
● Depending on the application, primers, other surface treatment or surface protection such as lamination may be necessary.

Safety notice:

This product is equipped with UV irradiation equipment.
Please pay attention to the following notes in order to use safely.
● Do not look directly into the UV light source nor place your hand, or expose your skin directly to the UV light source.
● Depending upon print mode, some VOC emissions from printed parts not yet cured and hardened may occur.
● In addition, please be sure to read and follow the instructions and guidelines of the manual carefully.

For
**INDUSTRIAL
PRODUCTS**

Large Flatbed UV-LED Inkjet Printer

Mimaki

JFX600 Series
JFX600-2513 / JFX600-2531



High Productivity × High Quality

Max. Print Speed 200 m²/h

Max. Print Resolution 1200 dpi

Max. 6 color inks



JFX600 Series

Achieves the high-speed and high-image quality required for large format graphic printers. With a maximum print speed of 200m²/h, a maximum resolution of 1200dpi and up to 6 color ink set for unparalleled print quality, featuring 3 types of high performance UV ink to choose from. In addition, 2 table sizes are available ; a 4'x8' board size for general-purpose sign graphic applications and a standard 3-meter print size for architectural materials. This product will grow your graphics business with its operability and safety features befitting a high-speed printer.

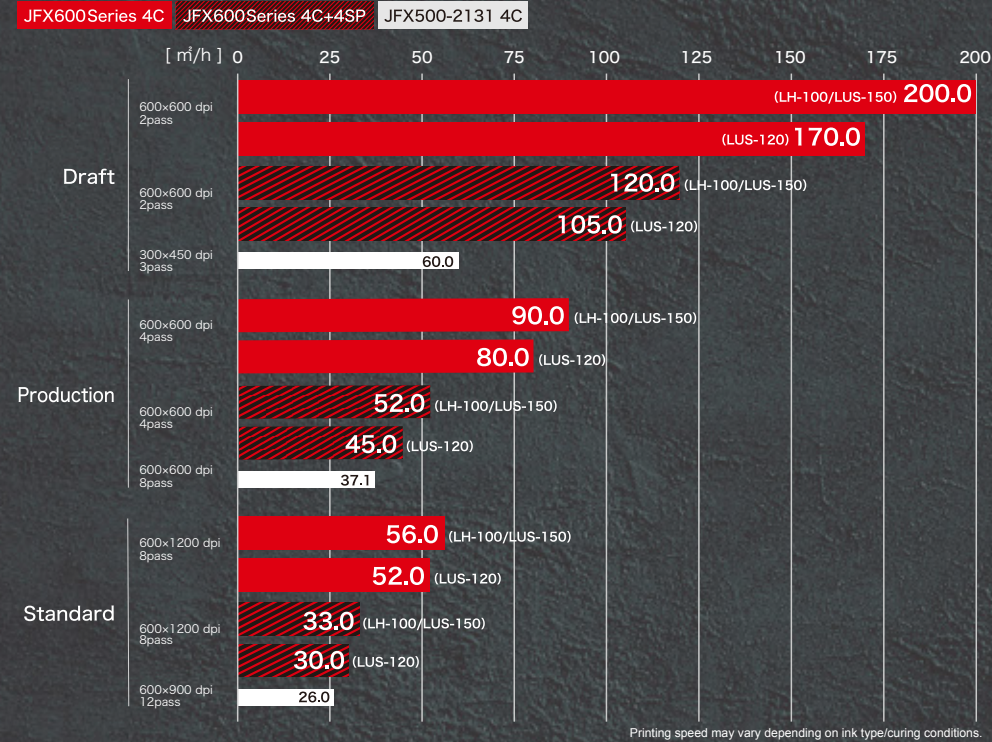
Amazingly high productivity

Up to Max. 330% UP

Max. 330%^{*1} faster than the previous model (JFX500-2131) by installing significantly more printheads. The great increase in productivity allows for quick delivery of large format prints.

*1: Comparison between JFX Series in Draft mode(4C/600x600 dpi/2P and JFX500-2131 in Draft mode(4C/300x450 dpi/3P)

Speed comparison in the equivalent image quality, when printing at 4C / 1 layer



Six colors, including light colors, are supported

Ink color sets LH-100, LUS-120, LUS-150

- CCMYYKK**: Four-color ink set for high productivity, achieving a fast print speed of 200 m²/h.
- CMYKcLmWW**: Add light colors for smooth gradations, natural skin tones, and vivid photo reproduction.
- CMYKWWCIPr**: Use clear ink for gloss/matte finishes, embossing, and 2.5D print creating semi-stereoscopic surfaces, and primer for stronger adhesion between ink and material.
- CMYKWWCICI**: Further glossiness and popped up texture can be achieved with double-clear ink printing capability.

Mimaki's image quality control technology ensures more beautiful prints

MAPS4 (Mimaki Advanced Pass System 4)
Banding (horizontal stripes), uneven color, and glossy streaks can be reduced to realize smooth prints by printing pass boundaries fading in gradation.

Variable dots
Three different ink dot sizes are used to enable high-quality prints with reduced graininess.

White ink and clear ink
Printing together with high-concentration white ink as the base color on transparent or deep-color media makes full-color images more vivid. Clear ink printing enhances decorative effects such as mat, gloss and texture.

Inkjet primer
A primer that enhances ink adhesion to glass, metal, or surface-treated material. Because primer coating simultaneously with color printing is possible, the primer can be placed only on those portions requiring it. Placing primer only where it is required without manual work is possible, making the most of the texture of raw material and realizing beautiful finishes.

MPC using a graphical user interface

MPC (Mimaki Printer Controller)

It is a new software used for operation in the touch screen monitor connected to the printer. All operations are visually organized by item and can be performed on the MPC screen, including setting print conditions, checking work/printer status and work history, and checking maintenance instructions.

Job management status

Printing status | **Ink status** | **Printer status**

Test Draw | **Select a job**

One-touch instructions can be given for checking printer status, selecting jobs, etc.

Printing conditions management status

Test Draw | **Select a print condition**

Reliable functions for stable operation

NCU (Nozzle Check Unit)
The sensor automatically detects the nozzle condition. When the NCU detects a missing nozzle, it automatically performs cleaning to solve the problem.

NRS (Nozzle Recovery System)
If there is a nozzle problem that cannot be solved by cleaning, it automatically replaces the defective nozzle with an alternate one for each nozzle, which enables continuous printing without lowering printing speed. The system is automatically controlled based on the information provided by the NCU. NRS may be unusable in some print modes.

MCT (Mimaki Circulation Technology)
An ink circulation mechanism is provided in the ink tank and ink path. It circulates white ink periodically to prevent nozzle trouble due to deposited ink pigments and to stabilize printing performance.

Semi-stereoscopic 2.5D printing made easy! High value-added printing with "2.5D Texture Print" in "RasterLink7"!

Stereoscopic appeal with 2.5D printing

A newly developed function, "2.5D Texture Print" in Mimaki's original RIP, "RasterLink7" allows you to easily create multi-layered gradation data.

The "Emboss Print", one of Mimaki's printing solutions, "Surface Imaging" makes a surface look bumpy with multi-layered UV ink printing, which requires a manual preparation of step-wise data for each layer to create smoother expression. However, "JFX200-2513EX" allows you to easily create 2.5D print data of different layer with steps, simply by using "RasterLink7" (Standard accessory) and Illustrator/Photoshop

Feel the texture

Expression of elevated surface with layered ink

White ink and clear ink

Inkjet primer

Automatic coating of UJ primer

Partial coating only where necessary + Full-color printing image data = Keeping the raw material's texture intact

Outdoor Advertisement



Partition / Glass



Point of Sale Signage



Plywood



Automation of printing processes

Adaptable to "Mimaki Device Language (MDL)" to realize automation of printing processes

Using MDL commands allows you to automate printer control, job management, and workpiece conveying device operation from an external device

*When using MDL commands, refer to the separate MDL commands manual included in the SDK. *Please note that machine failures due to MDL commands may not be covered by our warranty.

Combination of upgraded usability and functionality

RasterLink7 Average 25% increase in RIP processing speed

RasterLink7 PDF → Print Start

RasterLink6 PLUS PDF → Print Start

25% time reduction

Mimaki Cloud Technology PICT


Production control
Preparing to refill ink
Planning maintenance time etc...

Safety devices to prevent trouble

Intrusion prevention sensor for the operating area



Work status indicator light



Media jam sensor

