


key 01 Highest cutting speed in its class

Achieves a maximum cutting speed of 100 cm/sec, which is suitable for high-end machines (approximately double that of our conventional machines)

Give a shape to your ideas right away. It contributes to the efficiency of your cutting business.



key 02 High-quality V-cut

The height accuracy of the entire table is automatically scanned at the time of installation and tracked during cutting.

V-cut quality is uniform across the entire work table with a maximum length of 5 m.

*The images are for illustrative purposes only. Some designs may differ from the actual product, but there is no difference in product specifications.



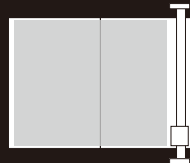
key 03 3 table sizes in line-up

Expandable after installation



Sign display standard size 4x8 board
Maximum cutting size 1,300mm x 2,540mm

CFX-2513



Toggle cutting of 4x8 plates greatly improves processing efficiency

Maximum cutting size 3,190mm x 2,540mm

CFX-2531



Processing of sign banners and packages up to 5m long

Maximum cutting size 5,080mm x 2,540mm

CFX-2550

Line up

Supply List

Tool	Product name	Number	Features	Remarks	
Flat blade tool FBT	T04 Holder (Included with a tool)				
	High-speed steel blade 30°	SPB-0043	Blade thickness 0.4mm / Suitable for relatively soft materials.	40 sheets x 5 cases	
	High-speed steel blade 45°	SPB-0044	Blade thickness 0.4mm / Materials: natural rubber, CR rubber, NBR rubber, silicon rubber, urethane rubber, cloth-filled rubber, rubber-filled cork, synthetic leather	3 pieces	
	Carbide blade 30°	SPB-0045	Blade thickness 0.4mm / Ideal for cutting relatively hard materials and cutting that requires machining accuracy.	3 pieces	
	Carbide blade 30°DLC	SPB-0080	Applied a diamond coating on SPC-0045 to improve durability.	3 pieces	
	Carbide blade 45°	SPB-0093	Blade thickness 0.4mm / Ideal for cutting relatively hard materials and cutting that requires machining accuracy.	3 pieces	
	Titanium coated blade 30°	SPB-0047	Blade thickness 0.4mm / Ideal for cutting materials that require more durability than carbide blades.	1 pieces	
Reciprocating tool	T06 Holder (Included with a tool)				
	Carbide design blade 30°	SPB-0051	Carbide blade capable of cutting materials up to 0.6mm / 10mm blade thickness.	3 pieces	
	Joint sheet carbide blade	SPB-0063	Carbide blade for joint sheets, capable of cutting up to 10 mm material.	3 pieces	
	Reciprocating cutter blade holder S06		SPA-0343		
	Carbide blade 2°	SPB-0064	Blade thickness 0.6mm / Reciprocating cutter blade developed mainly for cutting foam, suitable for cutting foam up to 20mm.	5 pieces	
	Carbide blade 7x15	SPB-0075	Cutting blade for rubber can cut up to 15mm.	5 pieces	
	Reciprocating cutter blade holder M06		SPA-0344		
	20mm blade	SPB-0055	Blade thickness 0.6mm / Reciprocating cutter blade developed mainly for cutting corrugated board, suitable for cutting up to AB level.	10 pieces	
	Carbide blade 17°	SPB-0065	Blade thickness 0.6mm / Durable reciprocating cutter blade developed mainly for cutting corrugated board, suitable for cutting up to AB level.	5 pieces	
	Carbide blade 17°DLC	SPB-0083	Durable reciprocating cutter blade developed mainly for cutting corrugated board, suitable for cutting up to AB level. Diamond coating is applied to SPB-065 to improve durability.	5 pieces	
	Reciprocating cutter blade holder L10		SPA-0345	Reciprocating cutter developed for hard gaskets with a blade thickness of 0.6 mm / 3 mm or less, allowing cutting up to 5 mm thick.	
	Carbide blade 25x5	SPB-0077	Reciprocating cutter developed for hard gaskets with a blade thickness of 0.6 mm / 3 mm or less, allowing cutting up to 5 mm thick.	5 pieces	
Carbide blade 25x5_DLC	SPB-0078	Diamond coated blade thickness 0.6mm / SPB-0077 Improved durability.	5 pieces		
Carbide blade 25x5 F DLC	SPB-0079	Based on SPB-0077 with a blade thickness of 0.6 mm and a flat blade of 0.8 mm at the tip. It is diamond coated to prevent burrs from forming.	5 pieces		
Reciprocating cutter blade holder S10		SPA-0346			
40mm blade (Carbide)	SPB-0056	Blade thickness 1.0 mm / Reciprocating cutter blade developed mainly for cutting foam, suitable for cutting foam up to 20 mm.	5 pieces		
S10 Reciprocating cutter carbide 2°x50mm	SPB-0094	Reciprocating cutter blade capable of cutting materials up to 1.0 mm / 54 mm blade thickness.	5 pieces		
S10 Reciprocating cutter carbide 2°x20mm	SPB-0097	Reciprocating cutter blade capable of cutting materials up to 20 mm. Cutting corrugated board at 10 cm/s with E35.	5 pieces		
V-cut tool V45 / VAS	V-cut blade	SPB-0095	Cutter blade developed for V-cut. It can be used for both 45°/VAS and media up to 20 mm.	1 pieces	
	5.5kW/6.3kW vacuum unit	OPT-C0249	One unit for CFX-2513 and two units for other sizes must be purchased separately. Hose, power cable, and connection cable to the CFX main unit are included.	1 set	
	Camera Unit	OPT-C0252	Required for cutting with registration marks or cutting reverse side of pre-printed materials. Included in all standard tool set models.	1 set	
	Felt mat 2513	SPC-0924	Replacement felt mat for the front side of the processing table in sizes 2513, 2531, and 2550.	1 sheet	
	Felt mat For additional table	SPC-0925	Replacement machining table felt mat, for use on all machining tables except the front side of sizes 2531 and 2550.	1 sheet	

Main Specifications

Items	CFX-2513	CFX-2531	CFX-2550
Valid plotting area [X axis x Y axis]	1,300x2,540mm	3,190x2,540mm	5,080x2,540mm
Settable material size [X axis x Y axis]	1,890x2,570mm	3,780x2,570mm	5,670x2,570mm
Driving system	X/Y axis : AC servo Z/θ axis : DC servo		
Max. plotting height (Clearance at tool rise)	E12/E35/ E60 : 54mm	V45/VAS : 20mm FBT : 10mm C16/C26 : 54mm C60 : 20mm	
Max. material weight (no concentrated load)	50kg/ m ² or less		
Command	MGL-3C ※HPGL standard		
Receiving buffer size	22MB (16MB when sorting is active)		
Interface	RS-232C / Ethernet		
Safety standards	VCCI classA, FCC classA, CE Marking, CB Report (EN62368) , UL62368-1, Machine directive, RoHS, REACH		
Power Specifications	CFX body : Single phase 200V~240V 50/60Hz 12A or less Vacuum unit OPT-C0249 : Three phase 200V~240V 50/60Hz 30A or less (per one unit)		
Power consumption	CFX body : 2.880W or less		
Outer dimensions [WxDxH]	4,050x2,150x1,500mm	4,050x4,050x1,500mm	4,050x5,950x1,500mm
Main unit weight	440kg	660kg	880kg
Installation environment	Operation temperature : 5°C~35°C Operation humidity : 35~75%Rh Accuracy Guaranteed Temperature : 20°C~25°C Operation humidity : 35~65%Rh Temperature Gradient : ±10°C/h or less		
Bundled software	FineCut/coat 9		

●Some of samples in this catalog are artificial renderings. ●Specifications, design and dimensions stated in this catalog may be subject to change without notice for technical improvements etc. ●The corporate names and merchandise names written in this catalog are the trademark or registered trademark of the respective corporations. ●Please note that descriptions and data in this catalog are as of February 2025.

Mimaki MIMAKI ENGINEERING CO., LTD.
2182-3 Shigeno-Otsu, Tomi-city, Nagano 389-0512, Japan
TEL: +81-268-64-2281

Mimaki Global Network


- | | | | |
|-----------|--|-----------|----------------------------------|
| USA | MIMAKI USA, INC. | Europe | MIMAKI EUROPE B.V. |
| Brazil | MIMAKI BRASIL COMERCIO E IMPORTACAO LTDA | Indonesia | PT. MIMAKI INDONESIA |
| India | MIMAKI INDIA PRIVATE LIMITED | Australia | MIMAKI AUSTRALIA PTY. LTD. |
| Taiwan | MIMAKI ENGINEERING (TAIWAN) CO.,LTD. | China | SHANGHAI MIMAKI TRADING CO.,LTD. |
| Singapore | MIMAKI SINGAPORE PTE. LTD. | Thailand | MIMAKI (THAILAND) CO.,LTD. |
| Vietnam | MIMAKI VIETNAM CO. LTD. | | |

CFX Series
CFX-2513 / CFX-2531 / CFX-2550



High speed & acceleration, a cutting plotter of its highest class

Creativity Defines the Use



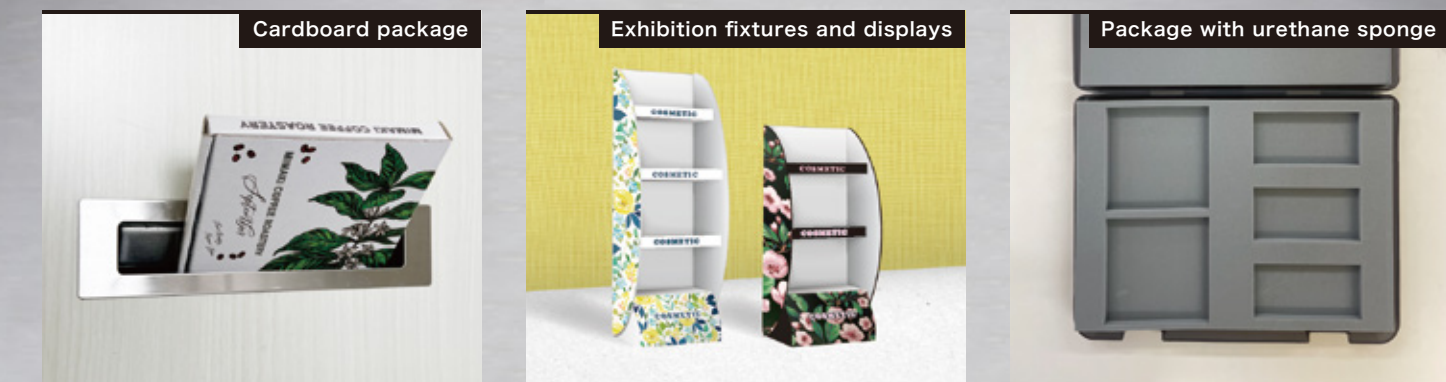
High-end level
Max. speed
100cm/sec.*

V-cut & Router
Included,
Total 10 tools line-up

Max.
4 Tools
Simultaneous
mounting

Optional
Table-Extension
possible at any time

*at specific cutting conditions



Key 04 Max. pressure 30kg, 2 types of cutting mode

Switchable according to material and processing method
Realizes high quality processing.

cut mode A Position Control Mode **cut mode B** Pressure Control Mode

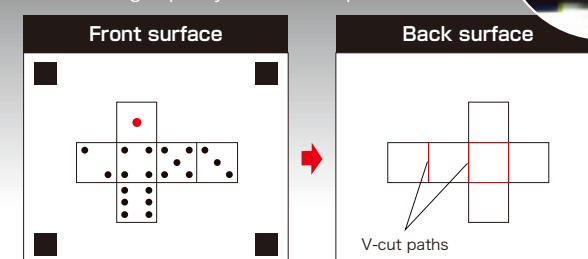
Cutting of hard materials with a specified depth of cut. Also, the creasing line in the direction of the flow line of corrugated cardboard can be processed stably.

Creasing line processing with specified pressure is also possible. Reduces ruled cracks and liner cracks in the width direction of softer corrugated board.

Key 05 Can be cut from the back to match the print surface

Camera unit (included in set-model 01-03)

Registration marks and the media edge detection
Can cut the exact position from the back side of the print
Provides high quality surface shape




After detecting the printed marks and media edge, the back side is cut.

Key 06 Up to 4 tools can be set at the same time.

Enhanced processing efficiency and variation!

No need to change tools and make adjustments when cutting different materials in succession.

※Up to 3 types of processing tools can be selected in addition to the standard pen unit.



※④ is limited to the unit type and tools can be used.

Standard Tool Set-Model

Choose from three "standard tool set models" to suit your cutting business!

Additional tools can be purchased at any time as your business grows and applications expand.

Set-Model 01 **IC-Model** [CFX-TD1] Model Code 2513/2531/2550

Entry set model that allows maximize the use of minimal tools to start creating packages and general sign graphics



Application Examples



※Our flatbed printer is required to print the materials. (sold separately)

Set-Model 02 **EC-Model** [CFX-TR1VAD2] Model Code 2513/2531/2550

With the addition of an electric reciprocator and V-cut, this set model supports overall packaging and fixture/display production by cutting various types of corrugated cardboards



Application Examples




Middle range model with additional creasing tool C26, electric reciprocating tool and V-cut tool

Set-Model 03 **LC-Model** [CFX-TR1VAD2M] Model Code 2513/2531/2550

This set model supports the production of sign graphics in general, including cutting of acrylic and aluminum composite panel with the addition of a router unit (for milling).



Application Examples



Full-set professional model with additional router unit

Applicable Tool Type ✓ : applicable

Materials	Applications	Flat Blade Tool	Creasing Roller	Reciprocator	V-cut	Router (Milling)
Cardboard	Packages	✓	✓			
Film	Stickers, Labels	✓				
Foam board	Panels			✓		
Corrugated cardboard	Packages	✓	✓	✓		
	Fixtures & Displays		✓	✓	✓	
Compositepanel & Acrylic	Channel Signs					✓

Tool Mounting Unit

TUT-15 : Pressure 5-15kg
TUT-30 : Pressure 15-30kg
Weight approx. 6kg



Tool List

Mounting Unit	Use the tool mounting unit depending on the material to be processed. TUT-15 : OPT-C0250 or TUT-30 : OPT-C0271 Included in each CFX package								For TUT-30
Tool Name	Electric reciprocating tools E12	Electric reciprocating tools E35	Electric reciprocating tools E60	V-cut tool V45 Type-S	V-cut tool VAS Type-S	Flat blade tool FBT	Creasing tools 16mm C16	Creasing tools 26mm C26	Creasing tools 60mm C60
Item codes	OPT-C0272	OPT-C0257	OPT-C0258	OPT-C0277	OPT-C0278	OPT-C0256	OPT-C0261	OPT-C0262	OPT-C0263
Tool Shape									
Max. material thickness	54mm	54mm	54mm	20mm	20mm	T04 holder : 4.0mm T06 holder : 6.0mm (Holder included with tool)	54mm (Recommend : ~3mm)	54mm (Recommend : ~5mm)	20mm (Recommend : ~15mm)
Weight	2.4kg	2.2kg	2.2kg	0.6kg	0.5kg	0.3kg	0.4kg	0.4kg	0.4kg
Features	Amplitude 1.2mm / Rotation speed 12000rpm, cuts foam board and other surfaces cleanly.	Amplitude 3.5mm / Rotation speed 5500rpm, Cuts honeycomb boards cleanly	Amplitude 6.0mm / Rotation speed 5500rpm, Newly designed blade enables cutting of thick sponges	Used for V-cut with 45 degree angle	Variable angles in 5 positions without the use of special tools 0/15/22.5/30/45 degrees	Easy detachment of blades	Roller shaped tool for creasing thin coated balls	Roller shaped tool for creasing A type corrugated cardboard and polypropylene	Roller shaped tool for creasing AA and AB corrugated cardboard
Primary Supported Materials	Foam board Coated polypropylene Honeycomb board AAA, AA, AB Corrugated cardboard	Coated polypropylene Honeycomb board AAA, AA, AB Corrugated cardboard	Sponge or other cushioning material	Honeycomb board AAA Corrugated cardboard	Honeycomb board AAA Corrugated cardboard	Coated cardboard A, B, E Corrugated cardboard	Coated cardboard B, E Corrugated cardboard	Coated polypropylene A Corrugated cardboard	AAA, AA, AB Corrugated cardboard

Two types of software can be operated even by beginners

Standard bundled software



Plug-in cutting software compatible with Adobe Illustrator / CorelDRAW Standard

The combination of Finecut/Coat9 and the mark sensor function enables high-precision cutting while correcting the tilt and distance of coordinates.

- Direct and easy cutting from Adobe Illustrator or CorelDRAW
- Multi-Cut function to cut the same area with different pressure and other conditions
- Automatic tiling-cut function to prevent overcutting of media
- ID Cut function automates cutting the printed materials

Optional software



Converts CAD data into optimum cutting data to maximize the capabilities of the cutting plotter.

- CAD data loading and cutting output
- Detailed cutting conditions can be set for industrial cutting, and database creation
- All pen output -Tracing function to reduce waste of expensive materials

New features for the CFX series

01 V-cut function

V-cut depth of cut can be adjusted and with one click. Triple cuts can be added with a single click. Easy post-processing after machining.

02 Edge detection, backside cutting

Provides a process that maximizes the convenience of the camera (optional)

03 Toggle Function

Continuous processing without time loss in material setting (-2531, -2550 sizes supported)

