


More Advanced Textile RIP Software for Professional Use with New Functions

# TxLink4™



- TxLink4 Professional** All functions such as "Color Combine" are included
- TxLink4 Standard** Optimizing digital textile print production
- TxLink4 Lite** Entry model with selected practical functions

**Image add-on function** You can add logos, seam allowance, barcode, etc. There is no need for editing on design software.



**Caption**  
File name or comment added below the image



**Label**  
Text added on the image




**Logo**  
User's default logo added




**Seam allowance**  
Seam allowance added around the image



**Ruler**



**Barcode**



**Eyelet hole**  
Round marks added at equal spaces

### TxLink4 System Configuration

<Installer>



<Dongle>



<Connect>

USB2.0/Ethernet

<Printer>



<Colorimeter>



X-Rite  
barbieri  
ColorScout  
\*Colorimeter must be prepared separately. Colorimeter is required for ICC profile creation and color replacement.

### Supported printers

Model	Supported Printers
TxLink4 Lite	JV150 Series, JV300 Series, CJV150 Series, CJV300 Series, TS100-1600, TS55-1800, TS330-1600, TS300P-1800, Tx300P-1800, Tx300P-1800B, Tx300P-1800 MkII
TxLink4 Standard	JV150 Series, JV300 Series, CJV150 Series, CJV300 Series, TS100-1600, TS55-1800, TS330-1600, TS300P-1800, Tx300P-1800, Tx300P-1800B, Tx300P-1800 MkII, TS500-1800, TS500P-3200, Tx500-1800B, Tx500-1800DS, Tx500P-3200DS, MM700-1800B, Tiger-1800B MkII / MkIII <sup>*1</sup>
TxLink4 Professional	JV150 Series, JV300 Series, CJV150 Series, CJV300 Series, TS100-1600, TS55-1800, TS330-1600, TS300P-1800, Tx300P-1800, Tx300P-1800B, Tx300P-1800 MkII, TS500-1800, TS500P-3200, Tx500-1800B, Tx500-1800DS, Tx500P-3200DS, MM700-1800B, Tiger-1800B MkII / MkIII <sup>*1</sup>

\*1. When using Tiger-1800B MkII or MkIII, register the printer as "Tiger-1800B MkII/MkIII".

### Supported image format

PostScript2/3, EPS, AI, PDF(1.3~1.7), JPEG, BMP, PNG, TIFF, PSD


### System requirements

Item	Min.Requirement	Recommended Requirement
OS	Windows 7® (64bit) SP or later Windows 8® (64bit) Windows 8.1® (64bit) Windows 10® (64bit) Windows 11®	Windows 11® Pro
Web browser <sup>*1</sup>	Microsoft Edge, Google Chrome	
Processor <sup>*2,3</sup>	intel® Core i5 (2.8GHz)	intel® Core i7-7700K(4.2GHz) or faster
Chipset <sup>*2</sup>	intel® genuine chipset	
RAM	4GB	8GB or more
HDD	500GB	500GB SSD <sup>*2</sup> drives or more
Network interface <sup>*4</sup>	1000BASE-T	10GBASE-T <sup>*5</sup>
USB interface <sup>*6</sup>	USB2.0 port	
Optical drive	CD-ROM readable optical drive <sup>*7</sup>	
Display	1600 x 900 pixels	1920 x 1200 pixels or more

\*1. It is needed for License Activation. An activation error will occur if Internet Explorer is used.  
\*2. Regarding processor or chip set, use intel genuine products. If not use these products, some communication error may happen during printing and the printer may stop printing.  
\*3. Physical 4 Cores processor is needed at least.  
\*4. It is needed for License Activation, and also for connecting with printer having TCP/IP port.  
\*5. 10GBASE-T is recommended for Tiger-1800B MkII.  
\*6. It is needed for a dongle connection, and also for connecting with printer having USB2.0 port.  
\*7. It is needed for installation of TxLink4.

More Advanced Textile RIP Software for Professional Use

# TxLink4™



●Some of samples in this catalog are artificial renderings. ●Specifications, design and dimensions stated in this catalog may be subject to change without notice for technical improvements etc. ●The corporate names and merchandise names written in this catalog are the trademark or registered trademark of the respective corporations. ●The specifications described in this catalog are as of August 2022.

**Mimaki™ MIMAKI ENGINEERING CO., LTD.**  
mimaki.com  
2182-3 Shigeno-Otsu, Tomi-city, Nagano 389-0512, Japan  
TEL:+81-268-64-2281

### Mimaki Global Network

USA	MIMAKI USA, INC.	Europe	MIMAKI EUROPE B.V.
Brazil	MIMAKI BRASIL COMERCIO E IMPORTACAO LTDA	Indonesia	PT. MIMAKI INDONESIA
India	MIMAKI INDIA PRIVATE LIMITED	Australia	MIMAKI AUSTRALIA PTY. LTD.
Taiwan	MIMAKI ENGINEERING (TAIWAN) CO.,LTD.	China	SHANGHAI MIMAKI TRADING CO.,LTD.
Singapore	MIMAKI SINGAPORE PTE. LTD.	Thailand	MIMAKI (THAILAND) CO.,LTD.

## More Advanced Textile RIP Software for Professional Use with New Functions

"TxLink3" textile RIP software has evolved by becoming more sophisticated and user-friendly. TxLink4's useful new functions include "parallel RIP" to increase production efficiency, "16-bit rendering" to maximize beauty, and "variable print" to allow you to handle production of made-to-order team uniforms. With TxLink3's superior functions such as "color replacement", "step & repeat" and "multicolor profile creation" still available, the TxLink4 RIP software specializes in digital textile production.

### Three editions to choose from:

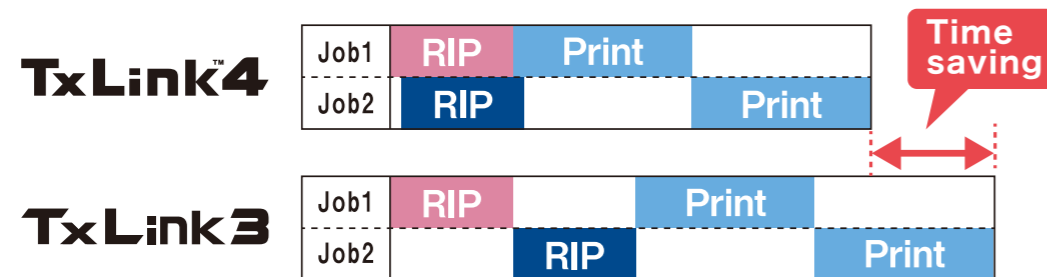
- TxLink4 Professional** All functions such as "Color Combine" are included
- TxLink4 Standard** Optimizing digital textile print production
- TxLink4 Lite** Entry model with selected practical functions

## "Enhanced work efficiency and upgraded beautiful gradation of "Parallel RIP" and "16-bit rendering"

Parallel RIP improves production efficiency, and 16-bit rendering realizes smoother gradation expression.

### Parallel RIP function

Parallel RIP improves the utilization rate during continuous printing. The RIP processing can be performed in parallel for multiple pieces of print data, and up to 8 jobs can be processed in parallel.



### 16-bit rendering

Rendering expanded from 8-bit to 16-bit enables more beautiful gradation expression.\*  
\*8-bit rendering is used depending on the file format or color space.

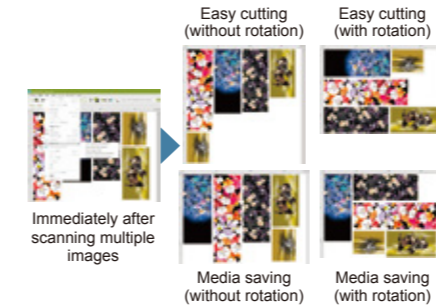


## More advanced functionality for various applications

You can easily perform elaborate pagination and efficient data placement depending on your purpose by using enhanced or added functions of the TxLink4.

### "Simplified pagination (Nesting)"

Multiple pagination algorithms (handling procedures) are employed to enable simple pagination suitable for your purpose.



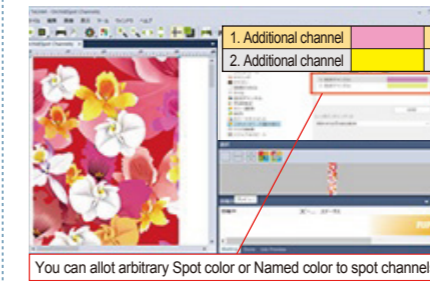
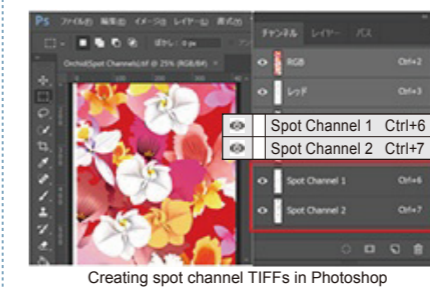
### "Optimized copy placement (Smart Fill)"

By only specifying the media length in copy placement, the width is considered, and copies are automatically rotated and placed to fit the space.



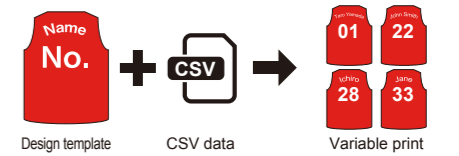
### "Allocation of spot colors to spot channels"

It is possible to allot arbitrary Spot color and Named color to spot channels of TIFF and PSD files created by Photoshop. For example, if you allot fluorescent color, color development with high creativity and vividness can be achieved in sublimation transfer.



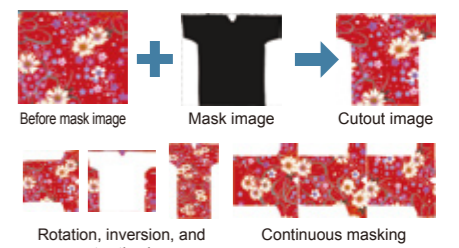
### "Variable print function"

Variable data such as uniform numbers and player names can be directly imported from CSV file to create print jobs. Text can also be processed using methods such as text outline fills and arched text layout.



### "Image mask"

Masking can be performed with TxLink4 alone without clipping mask by use of Illustrator or similar software. Rotation, inversion, and aspect-ratio change of masked images, and continuous masking to long-sized images, are also possible.



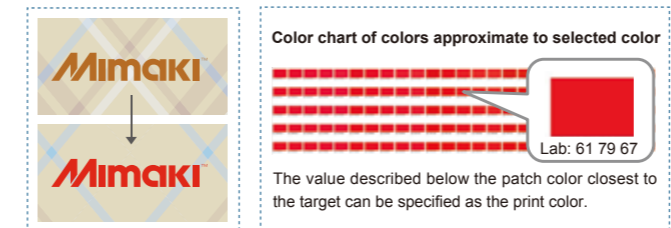
## Useful functions succeeded from TxLink3

### "Color replacement function"

The TxLink4 allows for color replacement in various data formats: raster data, vector data, CMYK image and RGB image. Your ideal color representation can be realized by specifying the amount of ink or lab values. This function can support a color chart consisting of color patches.

**Getting close to your ideal color**  
When the printed color tone is different from the intended one, it can be converted to get close to more ideal color by using this color replacement function.

**Approximate color print function**  
Approximate colors of the color you have selected from Swatch Books or Named Colors can be printed in a chart. This enables simple color matching to the target color.

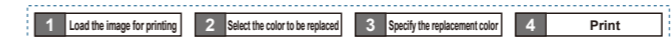


**Wider color variations enabled by color replacement for raster data**

Color scheme critical for textile printing can be changed via a simple RIP operation. Color replacement is available not only for vector data but also for raster data. It allows for various extended variations.

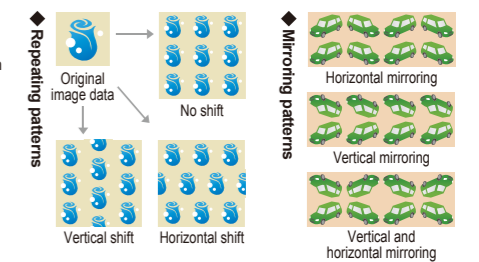


### Workflow up to print



### "Step & Repeat function"

In the TxLink4, PSD, PNG, JPEG, EPS, PS, PDF and AI have also become available in addition to TIFF and BMP. By tightly arranging small images, a single large image designed with repeating patterns can be created. In addition to the repeating patterns effective for design, mirror patterns can be used.



### "Multicolor profile creation function"

A multicolor profile using CMYK and spot color inks (blue, red, orange, etc.) can be created. The profile can be created automatically by only following the instructions of the wizard to print and measure the color chart (\*1). \*1 Please use a colorimeter (which should be prepared separately) after color development.

**Expression of a wide RGB gamut**  
Using spot color inks broadens the color gamut range and produces more vivid and beautiful print results.

[Gamut range comparison (\*2)]  
--- RGB gamut  
--- CMYK 4-color profile  
--- Multicolor profile  
\*2 The above gamut charts are for illustrative purposes only.

### Multicolor profile creation procedures

