

Event Mail User's Manual

Notice

- It is strictly prohibited to write or copy a part or whole of this document without our approval.
- The contents of this document may be subject to change without notice.
- Due to improvement or change of this software, the description of this document could be partially different in specification, for which your understanding is requested.
- It is strictly prohibited to copy this software to other disk (excluding the case for making backup) or to load on the memory for the purpose other than executing it.
- The customer is responsible for the communication fee for Internet communication such as e-mail notification.
- The notification by the event mail function may not be delivered due to Internet environment, failure of the device/ the power supply, etc. Mimaki has absolutely no responsibility for any damages or loss resulting from non-delivery or delays.

About this manual

This manual describes the contents notified by event mail.
For the settings to receive event mail, refer to the User's Manual for the printer/plotter unit.

Symbol



Indicates a caution you must observe when operating the product.



Describes a useful procedure.



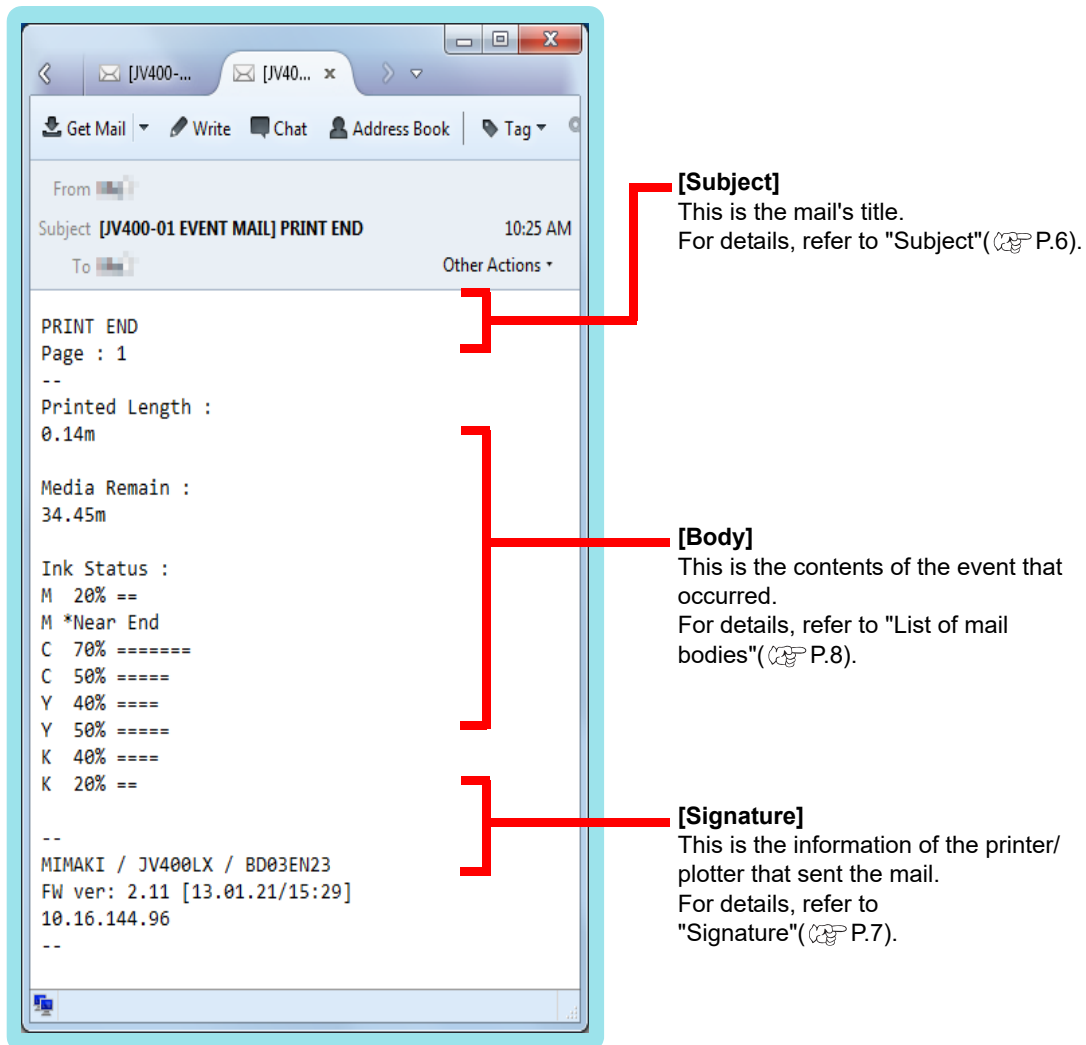
Shows the number of the page that has related contents.

Table Contents

Notice	2
About this manual	3
Symbol	3
Mail structure	5
Subject	6
Signature	7
List of mail bodies	8

Mail structure

The event mail consists of a subject, a body, and a signature.



Subject

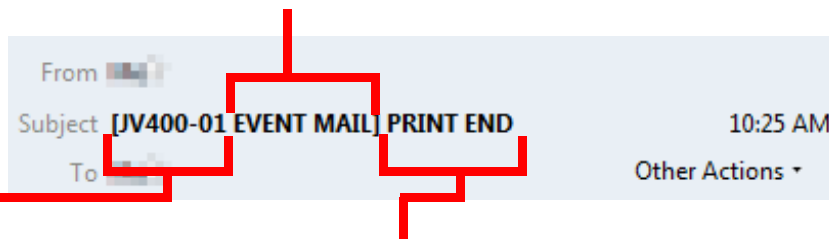
The subject consists of the following format.

[EVENT MAIL characters]

Fixed characters.

The event mail function definitely puts these characters in the mail.

They can be used to separate folders for mail.



[User set characters]

Characters the user can set.

Set the printer/plotter management name, etc, within 8 single-byte alphanumeric characters.

The setting is performed as follows.

- From the unit panel:
EVENT MAIL > Subject
or
EVENT MAIL > Message Subject
- From the Network Configurator:
Mail Title section

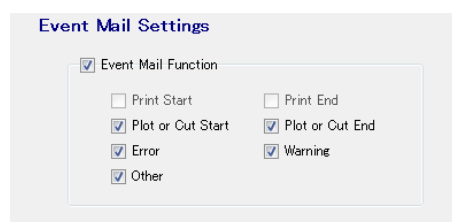
[Event category characters]

Display which category the notified event belongs to.

You can set whether to send an event mail or not for each category.

The setting is performed as follows.

- From the unit panel:
EVENT MAIL > Event(Plotter)
> Select Event(Printer)
- From the Network Configurator:
Checkbox for Event Mail Settings



The following chart shows a list of categories and the event category characters.

Event category characters	Display on the setting screen		Event which belongs to the category	[Meaning] ○ : Applicable		Applicable device
	Unit panel	NetworkConfigurator		Plotter	Printer	
PRINT START	Print Start Event	Print Start	Event notified when online printing starts		○	
PRINT END	Print End Event	Print End	Event notified when online printing ends		○	
PLOT START	PlotStart Event	Plot or Cut Start	Event notified when online plotting (including cutting) starts	○		
PLOT END	PlotEnd Event	Plot or Cut End	Event notified when online plotting (including cutting) ends	○		
ERROR	Error Event	Error	Event notified when an error occurs during online processing (Online processing aborted)	○	○	
WARNING	Warning Event	Warning	Event notified when an error occurs during online processing (Online processing continues)	○	○	
OTHER	Other Event	Other	Events that do not belong to any other category		○	
EMERGENCY	(No setting)	(No setting)	Event notified when an emergency error occurs (Cannot be set ON/OFF)		○	
(None)	(No setting)	(No setting)	Test event (Cannot be set ON/OFF)	○	○	

Signature

The signature consists of the following format.

[Model name]

The model name of the printer/plotter that sent this event mail.

[Serial No.]

The serial number of the printer/plotter that sent this event mail.

```
--
MIMAKI / JV400LX / BD03EN23
FW ver: 2.11 [13.01.21/15:29]
10.16.144.96
--
```

[IP Address]

The IP address used by the printer/plotter that sent this event mail.
If you input this in the Direct Address section in the Network Configurator, you can open the setting screen for the printer/plotter that sent this event mail.

[Firmware version]

Firmware version for the printer/plotter that sent this event mail.
The date and time inside the brackets are the date and time the firmware was created.

List of mail bodies

The following chart lists the contents of mails.

For warnings or error events, refer to the User's Manual for the printer/plotter and handle the problem.

[Meaning] ○ : Applicable - : Non-Applicable

Category	Event contents	Mail contents		Applicable device					
		Body	Details	CG-SR3	TS500	Tx500-DS/B	UJV500	JV400LX	JV400SUV SUJV
Print Start	Online printing started	PRINT START Page : 1 -- 1200x1200 12/Bd/ND/x1 Media Remain : 12.34m Ink Status : M 20% == M *Near End C 70% ===== C 50% ===== Y 40% ===== Y 50% ===== K 20% == K 40% =====	Sent when online printing processing starts. Page number* ¹ Displays the print conditions. Only displayed if the function for managing the remaining media is on. Ink information* ²	-	○	○	○	○	○

Category	Event contents	Mail contents		Applicable device					
		Body	Details	CG-SR3	TS500	Tx500-DS/B	UJV500	JV400LX	JV400SUV SUJV
Print End	Online printing ended	PRINT END Page : 1 -- Printed Length : 0.10m Media Remain : 12.24m Ink Status : M 20% == M *Near End C 70% ===== C 50% ===== Y 40% ===== Y 50% ===== K 20% == K 40% =====	Sent when the full scan for a single print data ends. Page number Length printed in the feeding direction. Only displayed if the function for managing the remaining media is on. Ink information	-	0	0	0	0	0
Error	<ul style="list-style-type: none"> Online printing aborted Subtank ink level sensor error 	PRINT ABORT Page : 2 -- SubtankSens	Sent when a subtank ink level sensor error is detected during online printing and the online printing is aborted. Page number Error contents (Refer to ERROR 617)	-	0	0	0	-	0
	<ul style="list-style-type: none"> Online printing aborted Suntank overflow error 	PRINT ABORT Page : 2 -- InkOverflow	Sent when a subtank overflow error is detected during online printing and the online printing is aborted. Page number Error contents (Refer to ERROR 61a)	-	0	0	0	-	0
	<ul style="list-style-type: none"> Online printing aborted Subtank remaining error High 	PRINT ABORT Page : 2 -- TANKlevelH	Sent when a subtank remaining ink error (High) is detected during online printing and the online printing is aborted. Page number Error contents (Refer to ERROR 618)	-	0	0	0	-	0
	<ul style="list-style-type: none"> Online printing aborted Subtank remaining error Low 	PRINT ABORT Page : 2 -- TANKlevelL	Sent when a subtank remaining ink error (Low) is detected during online printing and the online printing is aborted. Page number Error contents (Refer to ERROR619)	-	0	0	0	-	0

Category	Event contents	Mail contents		Applicable device					
		Body	Details	CG-SR3	TS500	Tx500-DS/IB	UJV500	JV400LX	JV400SUV SUJV
Error	<ul style="list-style-type: none"> Online printing aborted Subtank ink supply error 	PRINT ABORT Page : 2 -- SUPPLY INK	Sent when a subtank ink supply error is detected during online printing and the online printing is aborted. Page number Error contents (Refer to ERROR61b)	-	0	0	0	-	0
	<ul style="list-style-type: none"> Online printing aborted Negative pressure sensor error 	PRINT ABORT Page : 2 -- N E G A T I V E P.SENSOR	Sent when a negative pressure sensor error is detected during online printing and the online printing is aborted. Page number Error contents (Refer to ERROR519)	-	0	0	0	-	0
	<ul style="list-style-type: none"> Online printing aborted Positive pressure sensor error 	PRINT ABORT Page : 2 -- P O S I T I V E P.SENSOR	Sent when a positive pressure sensor error is detected during online printing and the online printing is aborted. Page number Error contents (Refer to ERROR51a)	-	0	0	0	-	0
	<ul style="list-style-type: none"> Online printing aborted Negative pressure control disabled error 	PRINT ABORT Page : 2 -- N E G A T I V E P.CONTROL	Sent when a negative pressure control disabled error is detected during online printing and the online printing is aborted. Page number Error contents (Refer to ERROR61c)	-	0	0	0	-	0
	<ul style="list-style-type: none"> Online printing aborted Positive pressure control disabled error 	PRINT ABORT Page : 2 -- P O S I T I V E P.CONTROL	Sent when a positive pressure control disabled error is detected during online printing and the online printing is aborted. Page number Error contents (Refer to ERROR61f)	-	0	0	0	-	0
	<ul style="list-style-type: none"> Online printing aborted Negative pressure insufficient keeping error 	PRINT ABORT Page : 2 -- N E G A T I V E P.NotEnough,	Sent when a negative pressure insufficient keeping error is detected during online printing and the online printing is aborted. Page number Error contents (Refer to ERROR61d)	-	0	0	0	-	0

Category	Event contents	Mail contents		Applicable device					
		Body	Details	CG-SR3	T5500	Tx500-DS/B	UJV500	JV400LX	JV400SUV SUJV
Error	<ul style="list-style-type: none"> Online printing aborted Positive pressure insufficient keeping error 	PRINT ABORT Page : 2 -- P O S I T I V E P.NotEnough,	Sent when a positive pressure insufficient keeping error is detected during online printing and the online printing is aborted. Page number Error contents (Refer to ERROR620)	-	0	0	0	-	0
	<ul style="list-style-type: none"> Online printing aborted Negative pressure over-keeping error 	PRINT ABORT Page : 2 -- N E G A T I V E P.OVER,	Sent when a negative pressure over-keeping error is detected during online printing and the online printing is aborted. Page number Error contents (Refer to ERROR61e)	-	0	0	0	-	0
	<ul style="list-style-type: none"> Online printing aborted Positive pressure over-keeping error 	PRINT ABORT Page : 2 -- P O S I T I V E P.OVER,	Sent when a positive pressure over-keeping error is detected during online printing and the online printing is aborted. Page number Error contents (Refer to ERROR621)	-	0	0	0	-	0
	<ul style="list-style-type: none"> Online printing aborted Feeding unit error 	PRINT ABORT Page : 2 -- FEEDER UNIT,	Sent when a feeding unit error is detected during online printing and the online printing is aborted. Page number Error contents (Refer to ERROR426)	-	0	0	0	-	-
	<ul style="list-style-type: none"> Online printing aborted Take-up unit error 	PRINT ABORT Page : 2 -- TAKE-UP UNIT,	Sent when a take-up unit error is detected during online printing and the online printing is aborted. Page number Error contents (Refer to ERROR425)	-	0	0	0	-	-
	<ul style="list-style-type: none"> Online printing aborted Feeding cover open 	PRINT ABORT Page : 2 -- F e e d i n g CoverOPEN,	Sent when an open feeding cover is detected during online printing and the online printing is aborted. Page number Error contents (Refer to ERROR428)	-	0	0	0	-	-

Category	Event contents	Mail contents		Applicable device					
		Body	Details	CG-SR3	TS500	Tx500-DS/B	UJV500	JV400LX	JV400SUV SUJV
Error	<ul style="list-style-type: none"> Online printing aborted Take-up cover iopen 	PRINT ABORT Page : 2 -- T a k e - U P CoverOPEN,	Sent when an open take-up cover is detected during online printing and the online printing is aborted. Page number Error contents (Refer to ERROR427)	-	0	0	0	-	-
	<ul style="list-style-type: none"> Online printing aborted Feeding tension bar position error 	PRINT ABORT Page : 2 -- Feeding Bar Shelter	Sent when a feeding tension bar position error is detected during online printing and the online printing is aborted. Page number Error contents (Refer to ERROR42b)	-	0	0	0	-	-
	<ul style="list-style-type: none"> Online printing aborted Take-up tension bar position error 	PRINT ABORT Page : 2 -- Take-UP Bar Shelter	Sent when a take-up tension bar position error is detected during online printing and the online printing is aborted. Page number Error contents (Refer to ERROR42b)	-	0	0	0	-	-
	<ul style="list-style-type: none"> Online printing aborted Feeding limit sensor error is detected 	PRINT ABORT Page : 2 -- Feeding Bar Limit,	Sent when a feeding limit sensor error is detected during online printing and the online printing is aborted. Page number Error contents (Refer to ERROR42a)	-	0	0	0	-	-
	<ul style="list-style-type: none"> Online printing aborted Take-up limit sensor error is detected 	PRINT ABORT Page : 2 -- Take-UP Bar Limit,	Sent when a take-up limit sensor error is detected during online printing and the online printing is aborted. Page number Error contents (Refer to ERROR429)	-	0	0	0	-	-
	<ul style="list-style-type: none"> Online printing aborted UV lamp temperature error 	PRINT ABORT Page : 2 -- UV UNIT TMP ERROR	Sent when a UV lamp temperature error is detected during online printing and the online printing is aborted. Page number Error contents (Refer to ERROR70d)	-	-	-	0	-	0

Category	Event contents	Mail contents		Applicable device					
		Body	Details	CG-SR3	TS500	Tx500-DS/B	UJV500	JV400LX	JV400SUV SUJV
Error	<ul style="list-style-type: none"> Online printing aborted Disconnected heater wire 	PRINT ABORT Page : 2 -- !**** HEATER BRK	Sent when a disconnected heater wire is detected during online printing and the online printing is aborted. Page number Error contents (Refer to ERROR703) "*****" displays the heater type.	-	0	0	0	0	0
	<ul style="list-style-type: none"> Online printing aborted Thermistor error 	PRINT ABORT Page : 2 -- THERMISTOR	Sent when a thermistor error is detected during online printing and the online printing is aborted. Page number Error contents (Refer to ERROR702)	-	0	0	0	0	0
	<ul style="list-style-type: none"> Online printing aborted UV lamp fan error 	PRINT ABORT Page : 2 -- UV UNIT FAN ERROR	Sent when a UV lamp fan error is detected during online printing and the online printing is aborted. Page number Error contents (Refer to ERROR44e)	-	-	-	-	-	0
	<ul style="list-style-type: none"> Online printing aborted Disconnected UV lamp wire 	PRINT ABORT Page : 2 -- !UV UNIT BRK	Sent when a disconnected UV lamp wire is detected during online printing and the online printing is aborted. Page number Error contents (Refer to ERROR70c)	-	-	-	0	-	0
	<ul style="list-style-type: none"> Online printing aborted Disconnected UV thermistor wire 	PRINT ABORT Page : 2 -- U V THERMISTOR BRK	Sent when a disconnected UV thermistor wire is detected during online printing and the online printing is aborted. Page number Error contents (Refer to ERROR708)	-	-	-	0	-	0
	<ul style="list-style-type: none"> Online printing aborted Media jam 	PRINT ABORT Page : 1 -- MEDIA JAM	Sent when a media jam is detected during online printing and the online printing is aborted. Page number Error contents (Refer to ERROR505)	-	0	0	0	0	0

Category	Event contents	Mail contents		Applicable device					
		Body	Details	CG-SR3	TS500	Tx500-DS/B	UJV500	JV400LX	JV400SUV SUJV
Error	<ul style="list-style-type: none"> Online printing aborted X servo error 	PRINT ABORT Page : 1 -- MOTOR X	Sent when an X servo error is detected during online printing and the online printing is aborted. Page number Error contents (Refer to ERROR401)	-	0	0	0	0	0
	<ul style="list-style-type: none"> Online printing aborted Y servo error 	PRINT ABORT Page : 1 -- MOTOR Y	Sent when an Y servo error is detected during online printing and the online printing is aborted. Page number Error contents (Refer to ERROR402)	-	0	0	0	0	0
	<ul style="list-style-type: none"> Online printing aborted X motor current error 	PRINT ABORT Page : 1 -- X CURRENT	Sent when an X motor current error is detected during online printing and the online printing is aborted Page number Error contents (Refer to ERROR403)	-	0	0	0	0	0
	<ul style="list-style-type: none"> Online printing aborted Y motor current error 	PRINT ABORT Page : 1 -- Y CURRENT	Sent when an Y motor current error is detected during online printing and the online printing is aborted Page number Error contents (Refer to ERROR 404)	-	0	0	0	0	0
	<ul style="list-style-type: none"> Online printing aborted Command error 	PRINT ABORT -- C O M M A N D ERROR	Sent when a command error occurs and online printing is aborted. Error contents (ERROR201)	-	0	0	0	0	0
	Parameter error	PARAMETER ERROR	Sent when a parameter error is detected. (Refer to ERROR202)	-	0	0	0	0	0
	Heater error	HEATER TEMP ERROR Please check the machine.	Sent when a heater temperature error is detected. For safety, turning the power off is given priority, without waiting for the mail to finish sending. (Refer to ERROR710)	-	0	0	0	0	0
Warning	<ul style="list-style-type: none"> Online printing aborted Waste ink tank error 	PRINT ABORT Page : 2 -- Waste ink full	Sent when a full waste ink tank is detected during online printing and the online printing is aborted. Page number Warning contents (Refer to "Waste ink Full")	-	0	0	0	-	-

Category	Event contents	Mail contents		Applicable device					
		Body	Details	CG-SR3	TS500	Tx500-DS/B	UJV500	JV400LX	JV400SUV SUJV
Warning	<ul style="list-style-type: none"> Online printing aborted Waste ink tank error 	PRINT ABORT Page : 2 -- Check waste ink[MNT]	Sent when a full waste ink tank is detected during online printing and the online printing is aborted. Page number Warning contents (Refer to "Check waste ink")	-	-	-	-	0	0
	<ul style="list-style-type: none"> Online printing aborted Supply path ink ed 	PRINT ABORT Page : 2 -- INK END Ink Status : M 20% == M *Near End C 70% ===== C 50% ===== Y *Error Y *End K 20% == K 40% =====	Sent when a supply path ink end is detected during online printing and the online printing is aborted. Page number Warning contents (Refer to "INK END") Ink information	-	0	0	0	0	0
	<ul style="list-style-type: none"> Online print stop (Continuous printing cannot be done) INK NEAR END 	PRINT STOP -- INK NEAR END Ink Status : M *Near End m 40% ===== B 90% ===== b 20% == Y 100% ===== K *Near End Y 90% ===== K 100% =====	Sent when, upon completing online printing, there is more data, but an ink near end is occurring and therefore continuous printing cannot be done. Warning contents (Refer to "INK NEAR END") Ink information	-	0	0	0	0	0

Category	Event contents	Mail contents		Applicable device					
		Body	Details	CG-SR3	TS500	Tx500-DS/B	UJV500	JV400LX	JV400SUV SUJV
Warning	INK NEAR END	INK NEAR END K 50% ===== Y 100% ===== C 90% ===== C 40% ===== M 10% ===== M 0% W 100% ===== W 50% =====	Sent when an ink near end is detected during online printing. Warning contents (Refer to "INK NEAR END") Ink information	-	0	0	0	0	0
	<ul style="list-style-type: none"> Online printing aborted UV lamp cover open 	PRINT ABORT Page : 2 -- UV LAMP COVER	Sent when an open UV lamp cover is detected during online printing and the online printing is aborted. Page number Warning contents (Refer to "UV LAMP COVER")	-	-	-	0	-	0
	<ul style="list-style-type: none"> Online printing aborted Cover open 	PRINT ABORT Page : 1 -- COVER OPEN	Sent when an open cover is detected during online printing and the online printing is aborted. Page number Warning contents (Refer to "COVER OPEN")	-	0	0	0	0	0
	<ul style="list-style-type: none"> Online printing aborted Clamp up 	PRINT ABORT Page : 1 -- (CLAMP LEVER OFF)	Sent when a clamp up is detected during online printing and the online printing is aborted. Page number Warning contents	-	0	0	0	0	0
	<ul style="list-style-type: none"> Online printing aborted Media end 	PRINT ABORT Page : 1 -- ** NO MEDIA **	Sent when a media end is detected during online printing and the online printing is aborted. Page number Warning contents (Refer to "NO MEDIA")	-	0	0	0	0	0
	<ul style="list-style-type: none"> Online printing aborted 	PRINT ABORT	Sent when online printing is aborted for a reason not listed above.	-	0	0	0	0	0

Category	Event contents	Mail contents		Applicable device					
		Body	Details	CG-SR3	T5500	Tx500-DS/B	UJV500	JV400LX	JV400SUV SUJV
Warning	Online printing stop	PRINT STOP	Sent when online printing is aborted for a reason not listed above.	-	0	0	0	0	0
	Online printing post-processing aborted	PRINT ABORT Post Process Failed.	The post-processing for online printing (drying feed, cure feed, etc.) was aborted due to an error.	-	0	0	0	0	0
Other	Auto power off	AUTO Power-off	Sent when auto power-off processing starts.	-	0	0	0	0	0
	Sleep maintenance error	A u t o M a i n t e n a n c e F a i l e d.	Sent when sleep maintenance fails. For sleep maintenance errors, the mail is sent once and will not be sent again until the device starts normally.	-	0	0	0	0	0
Emergency	Ink leak	INK LEAK Please check the machine.	Sent when an ink leak is detected.	-	0	0	0	-	-
	External drying heater connection	E . H E A T E R C O N N E C T Please check the machine.	Sent when a connection error is detected for the external drying heater. (Refer to ERROR70f)	-	0	0	-	-	-
	External drying heater error	E . H E A T E R E R R O R Please check the machine.	Sent when an error (falling over, etc.) is detected for the external drying heater. (Refer to ERROR70e)	-	0	0	-	-	-
Test	Mail test	TEST MAIL	Sent when a test mail is sent.	0	0	0	0	0	0
Plot Start	Plot start	PLOT START -- [CUT1] Speed = 20 Press = 30 Offset = 0.3	Sent when plotting is started. Plot condition	0	-	-	-	-	-

Category	Event contents	Mail contents		Applicable device					
		Body	Details	CG-SR3	T5500	Tx500-DS/B	UJV500	JV400LX	JV400SUV SUJV
Plot End	Plot end	PLOT END	Sent when all plotting is completed.	○	-	-	-	-	-
	Copy end	COPY END -- Copy Num. : 5	Sent when all copies for multiple sheet cutting and continuous registration marks are completed. Displays the number of copies made.	○	-	-	-	-	-
Error	Plot stop (Continuous plotting cannot be done.)	PLOT STOP -- ERROR C36 MARK detect	Sent when, during continuous registration marks, the device failed to detect registration marks after the second sheet the designated number of times. Error contents (Refer to ERRORC36)	○	-	-	-	-	-
	• Plot abort • X servo error	PLOT ABORT -- ERROR 401 MOTOR X	Sent when an X servo error occurs. Error contents (Refer to ERROR401)	○	-	-	-	-	-
	• Plot abort • Y servo error	PLOT ABORT -- ERROR 402 MOTOR Y	Sent when an Y servo error occurs. Error contents (Refer to ERROR 402)	○	-	-	-	-	-
	• Plot abort • X motor current error	PLOT ABORT -- ERROR 403 X CURRENT	Sent when an X motor current error occurs. Error contents (Refer to ERROR403)	○	-	-	-	-	-
	• Plot abort • Y motor current error	PLOT ABORT -- ERROR 404 Y CURRENT	Sent when an Y motor current error occurs. Error contents (Refer to ERROR404)	○	-	-	-	-	-
	Parameter error	ERROR C11 PARAMETER	Sent when a parameter error is detected. (Refer to ERRORC11)	○	-	-	-	-	-
	Command error	ERROR C10 COMMAND	Sent when a command error is detected.(Refer to ERRORC10)	○	-	-	-	-	-

Category	Event contents	Mail contents		Applicable device					
		Body	Details	CG-SR3	T5500	Tx500-DS/B	UJV500	JV400LX	JV400SUV SUJV
Warning	<ul style="list-style-type: none"> Plot stop Sheet end 	PLOT STOP -- ** NO SHEET **	Sent when a sheet end is detected. Error contents (Refer to "NO SHEET")	O	-	-	-	-	-
	<ul style="list-style-type: none"> Plot stop Media skew 	PLOT STOP -- MEDIA SKEW	Sent when the sheet skew exceeds the set value. Error contents (Refer to "MEDIA SKEW")	O	-	-	-	-	-
	Off scale	OFF SCALE	Sent when an offscale is detected,	O	-	-	-	-	-
	Copy skip	COPY SKIP -- Skip No. : 3	Sent when copying is skipped. Displays which sheet is skipped.	O	-	-	-	-	-

- *1. Displays how many sheets have been printed since the power was turned on. This increases when online printing is started.
- *2. Displays the status and amount of ink remaining for each ink cartridge (bottle).

Status	Displayed contents	Example
Normal	Color remaining % Indicator ^{*a}	K 50% =====
NEAR END	Color *Near End	C *Near End
INK END	Color *End	M *End
ERROR	Color *Error	Y *Error

*a Like the display on the unit guidance screen, when this item is under 20%, it will display 20% until it reaches the near end.



D202530-12-15062020

Printed in Japan

© 2014 MIMAKI ENGINEERING CO., LTD.

KT